

POCT Test Ordering

Winter
2023/24

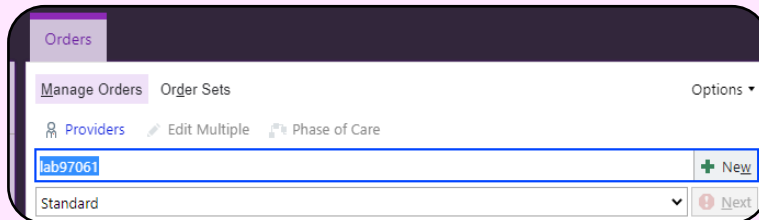
The test ordering process has changed from the method used last winter

Test to order:
LAB97061



If you order any other test and try to put it on, the result will **not come through to EPIC**. Please ensure that you use **only** this test for point of care testing

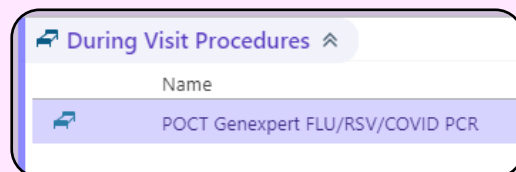
1. Look up the patient you wish to test and create an order for them



2. Type the test code (**LAB97061**) into the order box and select the option that appears

This test should be called:

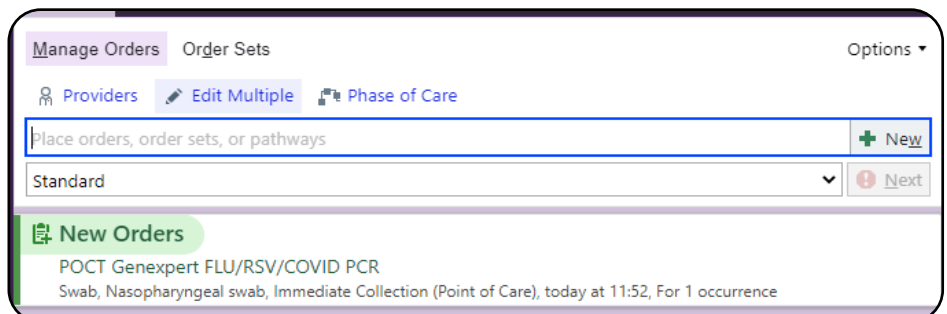
POCT Genexpert FLU/RSV/COVID PCR



3. Once you have selected the POCT test, click **Sign**. You do not need to 'collect' the sample, as this will happen automatically



4. Once you click **Sign**, wait 5-10 seconds and a label will be printed for the sample



You will require two specimen labels

One can be placed on the **sample**, the other should be stuck on the **GeneXpert cartridge** used for testing

