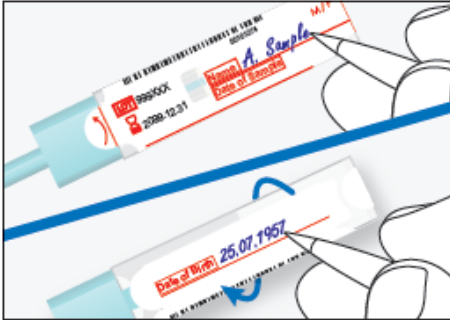


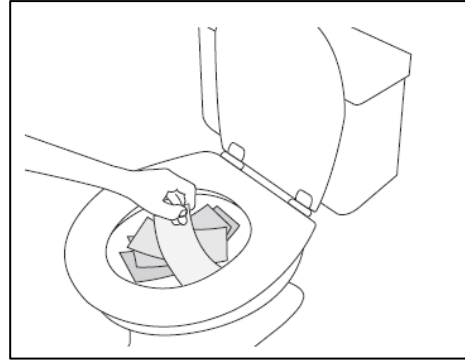
HOW TO DO YOUR TEST

1.



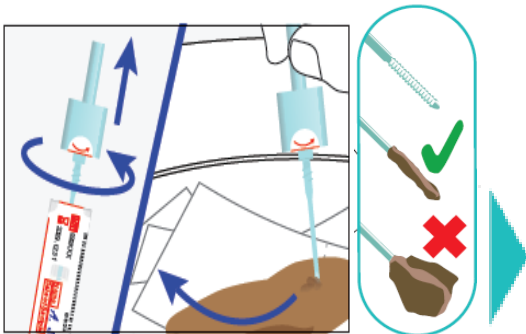
- If your doctor has not labelled the tube please write your first name, surname, date of birth and NHS number on the tube in biro.
- Clearly write the sample collection date on the label.
- The laboratory is unable to test any samples that do not have all the above information.

2.



- To avoid contact with toilet water, place a few sheets of toilet paper in the bowl, or collect the poo in a clean, unused disposable container.

3.



- Twist cap to open sample tube. The tube contains liquid preservative. Do NOT pour this away.
- Collect poo sample by scraping the blue stick along the poo until all the grooves are covered.
- We only need a little poo to test - please do not add extra!

4.



- Put stick back in tube and 'click' the blue cap to close.
- Do not repeat the collection.
- Flush toilet paper and wash hands after use.
- Place sample into the grip seal plastic bag provided and seal firmly.

- Are your details on the sample tube?
- Have you written the date of sample collection on the tube?

Return your sample along with the sample request form (if provided) to your GP surgery as soon as possible, ideally on the same day as collection

Faecal Sample Collection Instructions

Your doctor has asked you to collect a faecal (poo) sample using the enclosed special tube. This can be done at home; you may wish to wear disposable gloves when you do it.

How do I collect my sample?

Collecting your sample is very simple and hygienic. We only need a small amount of poo for the test, please follow the instructions on the back of this leaflet. Do not collect whilst menstruating (on your period).

What if I am unable to produce a normal poo?

Ideally, you should wait to collect your sample from a normal (formed) poo with no obvious blood. If a normal poo is not possible, please speak with your doctor for more information.

What do I do with my collected sample?

If the tube isn't already labelled with your details, please ensure you label the tube by writing your first name, surname, date of birth and NHS number on the tube in biro. The laboratory will be unable to test your sample if your tube is not labelled properly.

PLEASE DROP THE SAMPLE BACK TO YOUR GP AS SOON AS POSSIBLE, IDEALLY ON THE SAME DAY AS COLLECTION

What happens next?

The sample and request form (if provided) will be sent to the laboratory for analysis. Your doctor will contact you with the results of the test. They will then discuss the next steps with you.